
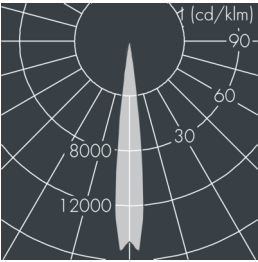
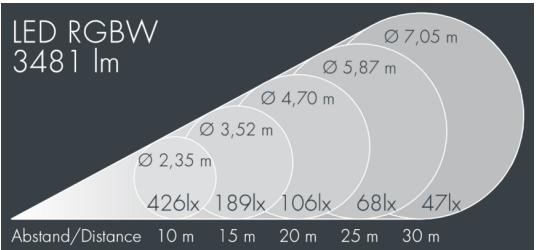


Mono flood 4

8 204 059 019
110 W, 3481 lm, RGBW (3000 K) DMX,
narrow beam 13°



Customized solutions and modifications are possible: Special RAL, DB or NCS colours as polyester powder coat, luminaires in 2700 K and other colour temperatures and versions for high ambient temperature.

Specification text

housing made of corrosion-resistant die-cast aluminum AlSi12, polyester powder coated by high-quality and UV-stabilized coating process, Colour: silver grey, all exterior parts are stainless steel, tempered safety glass, anti-reflective coating from 1 side, dark screenprint, silicon gasket, closure with 4 stainless steel screws, mounting bracket: 2 drilled holes Ø 7 mm, spacing 40 - 60 mm, 1 centre hole Ø 21 mm, tilt range: 180°, cable gland: M20, connecting terminal: 6 pole, precise PMMA optics, integral driver (AC/DC), service life L80/B20 > 50.000 h, Beam angle (FWHM): 13°, luminous flux: 3481 lm, wattage: 110 W, delivered lumens 32 lm/W, protection type IP67, protection class I, impact resistance IK10, windage area 0,046 m², dimensions (L×H×W): 250 × 176 × 250 mm, weight 6.9 kg

The modular luminaire design makes the replacement of components possible. The product meets the demands of the applicable EU guidelines and product safety regulations and bears the CE and ENEC marks.



Specification

Wattage	110 W	Beam angle (FWHM)	13°
Delivered lumens	32 lm/W	Housing colour	silver grey
Light source	LED RGBW (3000 K)	Protection type	IP67
Lifetime ta 25° C	L80/B20 > 50.000 h	Protection class	I
Control gear	DMX	Impact resistance	IK10
Input voltage AC	134 – 250 V	Windage area	0,046m²
Input voltage DC	135 – 250 V	Dimensions	250 × 176 × 250 mm
Voltage protection	3 kV L/N 4 kV L/PE	Weight	6,90 kg
Luminaires per B16A / C16A	8 / 13	Max. ambient temperature ta	35°