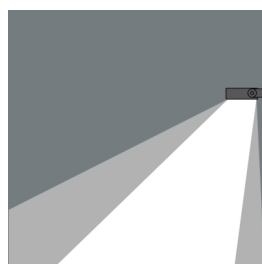
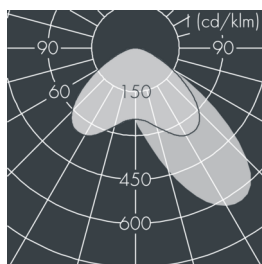
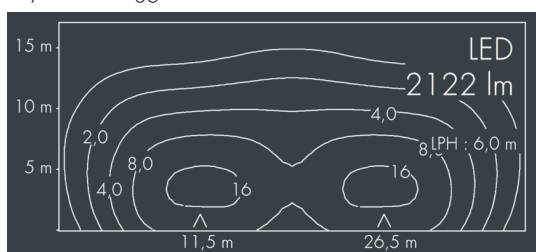


Monoline 2

8 781 145 089

6 × 4,7 W, 2122 lm, 4000 K neutral white, asymmetrical 35°



Customized solutions and modifications are possible: Special RAL, DB or NCS colours as polyester powder coat, luminaires in 2700 K and other colour temperatures and versions for high ambient temperature.

Specification text

housing made of corrosion-resistant die-cast aluminum AlSi12, polyester powder coated by high-quality and UV-stabilized coating process, Colour: black RAL 7021, all exterior parts are stainless steel, tempered safety glass, anti-reflective coating from 1 side, with partial frosting for uniform light diffraction and dark silk-print, silicon gasket, closure with 4 stainless steel screws, wall bracket: 2 drilled holes Ø 7 mm, spacing 35 mm, tilt range: 180°, cable gland: M20, connecting terminal: 3 pole, highly efficient optics made of transparent thermoplastic for precise lighting tasks, integral driver (AC/DC), CRI > 80, max 3 SDCM, service life L80/B20 > 50.000 h, luminous flux: 2122 lm, wattage: 28 W, delivered lumens 76 lm/W, protection type IP65, protection class I, impact resistance IK08, windage area 0,032 m², dimensions (L×H×W): 472 × 50 × 62 mm, weight 2.1 kg

The modular luminaire design makes the replacement of components possible. The product meets the demands of the applicable EU guidelines and product safety regulations and bears the CE mark.



IP65 IK08

Specification

| | | | |
|----------------------------|----------------------|-----------------------------|------------------|
| Wattage | 28 W | Housing colour | black RAL 7021 |
| Delivered lumens | 76 lm/W | Power supply cable | Ø 6 – 13 mm |
| Light source | LED 4000 K | Protection type | IP65 |
| Color Rendering Index | CRI > 80 | Protection class | I |
| Colour tolerance | max 3 SDCM | Impact resistance | IK08 |
| Lifetime ta 25° C | L80/B20 > 50.000 h | Windage area | 0,032m² |
| Control gear | on / off | Dimensions | 472 × 50 × 62 mm |
| Input voltage AC | 220 – 240 V | Weight | 2,10 kg |
| Input voltage DC | 200 – 240 V | Max. ambient temperature ta | 35° |
| Voltage protection | 2 kV L/N 2 kV L/PE | | |
| Luminaires per B16A / C16A | 50 / 85 | | |