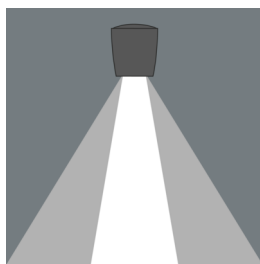
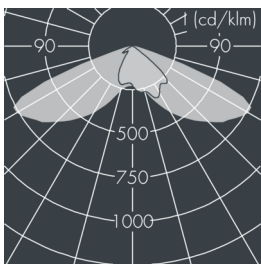
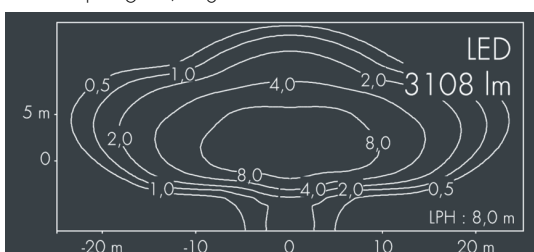


Monospot 3

8 907 057 189

36 W, 3108 lm, 2700 K warm white, DALI,
Street Optic 52° / 138°



Customized solutions and modifications are possible: Special RAL, DB or NCS colours as polyester powder coat, luminaires in 2700 K and other colour temperatures and versions for high ambient temperature.

Specification text

housing made of corrosion-resistant die-cast aluminum AlSi12, polyester powder coated by high-quality and UV-stabilized coating process, Colour: silver grey, all exterior parts are stainless steel, tempered safety glass, anti-reflective coating from 1 side, dark screenprint, silicon gasket, closure with 3 stainless steel screws, bracket: 2 long holes \varnothing 7 mm, spacing 30-40 mm, 1 centre hole \varnothing 17 mm, tilt range: 180°, cable gland: M20, connecting terminal: 5 pole, lens for batwing light distribution made of highly efficient optical silicon, integral, dimmable driver (DALI), CRI > 85, max 2 SDCM, service life L_{90}/B_{10} > 50.000 h, Beam angle (FWHM): 52° / 138°, luminous flux: 3108 lm, wattage: 36 W, delivered lumens 86 lm/W, protection type IP67, protection class II, impact resistance IK08, windage area 0,049 m², dimensions: \varnothing 175 mm, width 200 mm, weight 3.7 kg

The modular luminaire design makes the replacement of components possible. The product meets the demands of the applicable EU guidelines and product safety regulations and bears the CE and ENEC marks.



Specification

Wattage	36 W	Beam angle (FWHM)	52° / 138°
Delivered lumens	86 lm/W	Housing colour	silver grey
Light source	LED 2700 K	Power supply cable	\varnothing 6 – 13 mm
Color Rendering Index	CRI > 85	Protection type	IP67
Colour tolerance	max 2 SDCM	Protection class	II
Lifetime $t_{a 25^{\circ} C}$	L_{90}/B_{10} > 50.000 h	Impact resistance	IK08
Control gear	DALI	Windage area	0,049m ²
Input voltage AC	110 – 240 V	Dimensions	\varnothing 175 mm, width 200 mm
Input voltage DC	190 – 250 V	Weight	3,70 kg
Voltage protection	4 kV L/N 5 kV L/PE	Max. ambient temperature t_a	30°
Luminaires per B16A / C16A	30 / 51		