
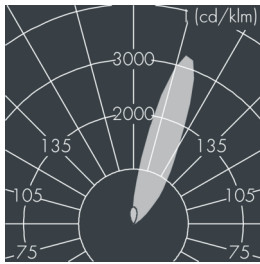
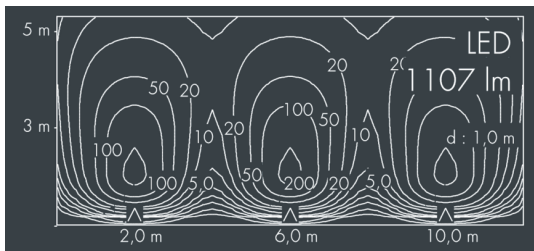


Upline 600

8 650 015 289

6 × 2,5 W, 1107 lm, 4000 K neutral white, 1-10V, asymmetrical 36°



Customized solutions and modifications are possible: Special RAL, DB or NCS colours as polyester powder coat, luminaires in 2700 K and other colour temperatures and versions for high ambient temperature.

Specification text

housing made of corrosion-resistant die-cast aluminum AlSi12, double polyester powder coated by high-quality and UV-stabilized coating process, Colour: black RAL 7021, all exterior parts are stainless steel, tempered safety glass flush with frame, anti-reflective coating from 1 side, design element with dark screen print, for loads up to max. 2000 kg (according to IEC / EN 60598-2-13), silicon gasket, cover frame and closure with 2 stainless steel screws, with polypropylene recess housing, cable gland: M20 (stainless steel), connecting terminal: 5 pole, highly efficient optics made of transparent thermoplastic for precise lighting tasks, with 1 m cable H07RN-F3G1, integral potted driver (DALI), CRI > 80, max 2 SDCM, service life L90/B10 > 50.000 h, luminous flux: 1107 lm, wattage: 15 W, delivered lumens 74 lm/W, protection type IP67, protection class I, impact resistance IK10, dimensions (L×H×W): 650 × 40 × 85 mm, weight 3.6 kg

The modular luminaire design makes the replacement of components possible. The product meets the demands of the applicable EU guidelines and product safety regulations and bears the CE mark.



IP67 IK10

Specification

Wattage	15 W	Housing colour	black RAL 7021
Delivered lumens	74 lm/W	Protection type	IP67
Light source	LED 4000 K	Protection class	I
Color Rendering Index	CRI > 80	Impact resistance	IK10
Colour tolerance	max 2 SDCM	Dimensions	650 × 40 × 85 mm
Lifetime ta 25° C	L90/B10 > 50.000 h	Weight	3,60 kg
Control gear	1-10V	Max. ambient temperature ta	45°
Input voltage AC	100 – 240 V		
Input voltage DC	195 – 255 V		
Voltage protection	2 kV L/N 4 kV L/PE		
Luminaires per B16A / C16A	50 / 85		